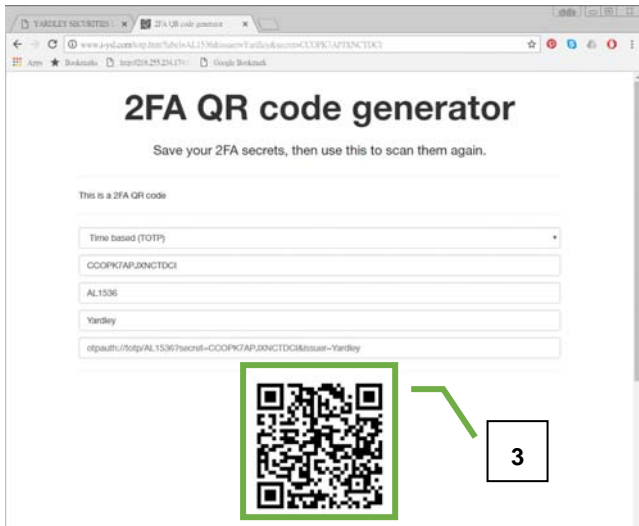


YARDLEY SECURITIES LIMITED

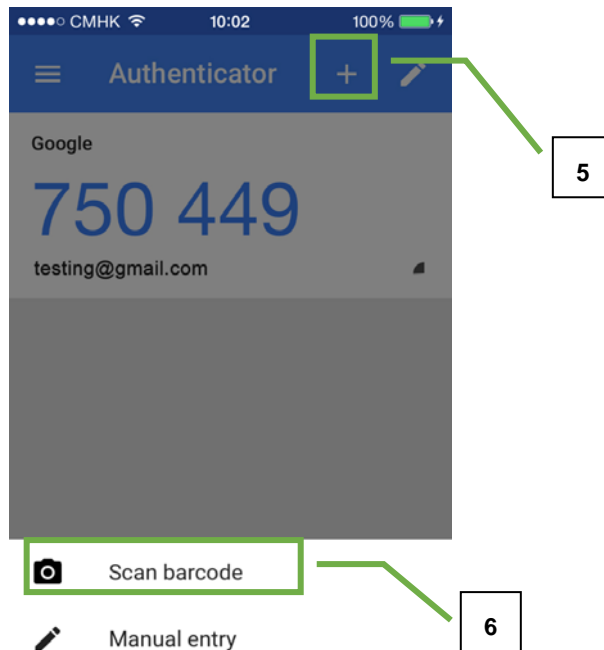
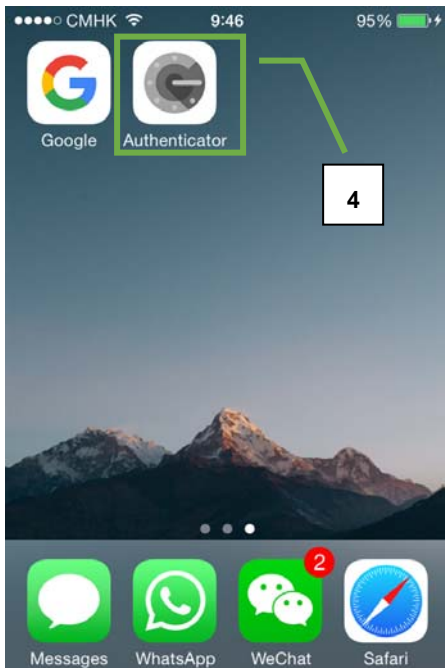
TWO-FACTOR (2FA) AUTHENTICATION USER GUIDE

Set up 2FA Authentication

1. Download and install **Google Authenticator** from **Play Store** (<https://play.google.com/store/apps/details?id=com.google.android.apps.authenticator2>) for Android device, and; **iTunes App Store** for iPhone.
2. If you haven't turned on 2-Step Verification for your Google account, go to the **2-Step Verification** setting page (https://support.google.com/accounts/answer/185839?hl=en&ref_topic=2954345) to activate.
3. Open the hyperlink we provided to you through an email (Subject: Yardley Securities Ltd - Two-factor Authentication). Once you clicked through the link, you will see a page similar to the following:

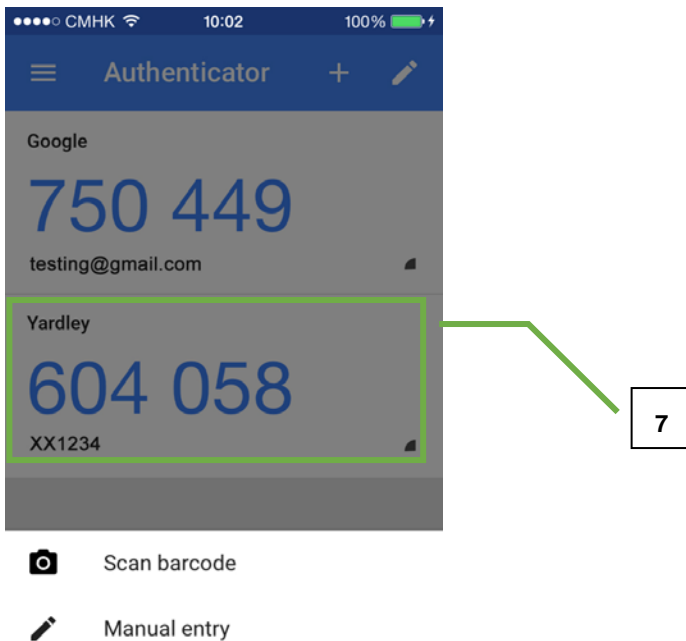


4. Launch **Google Authenticator** from your mobile.
5. Click the "+" icon.
6. Select "**Scan barcode**" to scan the 2FA QR code (as shown in 3) to install the software token.



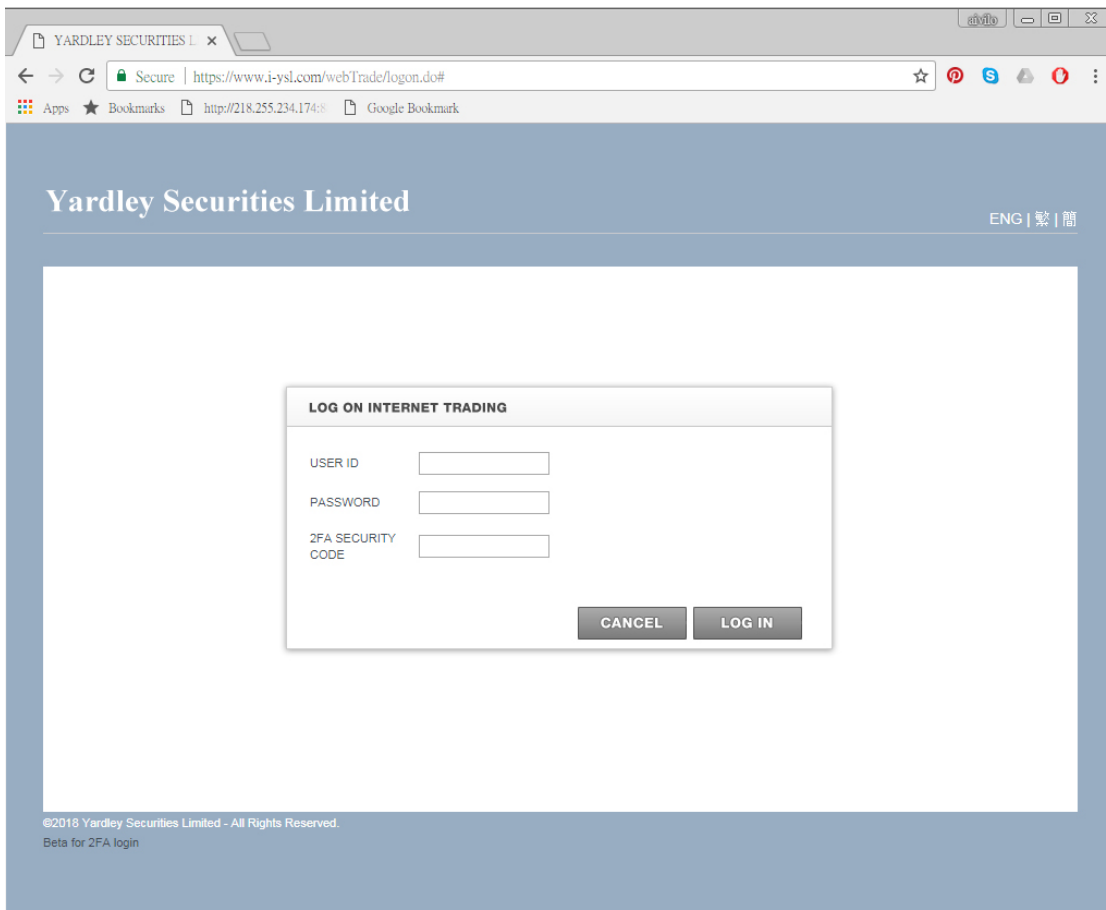
YARDLEY SECURITIES LIMITED

- After you have successfully installed the software token, you will get a new One-Time Password generated every 30 seconds from **Google Authenticator**.



Sign in with 2FA Authentication

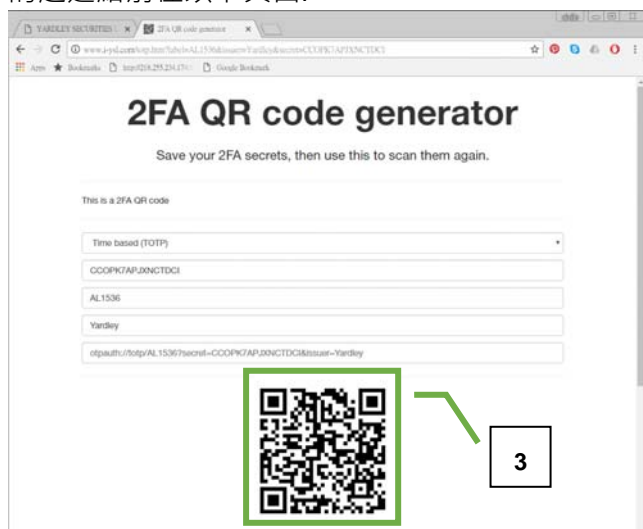
- Go to <https://www.i-ysl.com> to access the Internet Trading platform.
- Enter **USER ID AND PASSWORD** as usual for the first authentication.
- Enter the One-Time password generated from **Google Authenticator** in the field **2FA SECURITY CODE** for the second authentication.
- Click the "LOG IN" button to complete the authentication process.



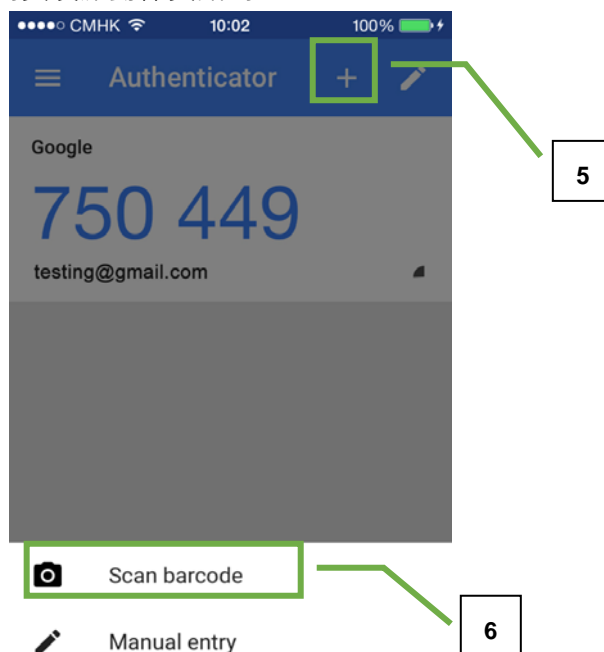
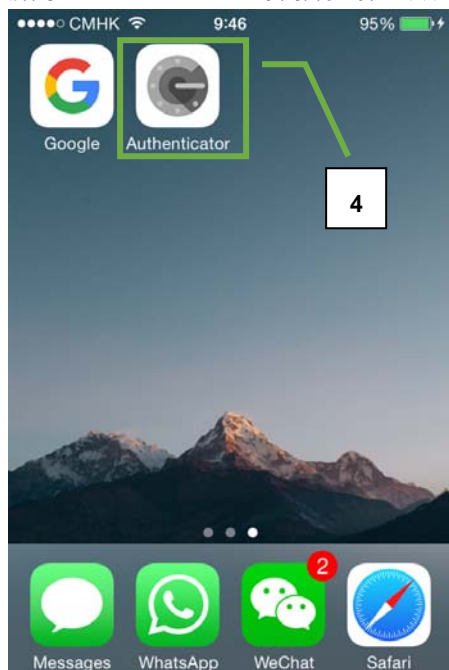
雙重驗證 (2FA) 用戶手冊

啟動雙重驗證 (2FA)

1. 下載及安裝 **Google Authenticator** 應用程式
Android 安卓手機用戶透過 **Play Store** 官方軟件應用商店下載
(<https://play.google.com/store/apps/details?id=com.google.android.apps.authenticator2>);
蘋果 iPhone 手機用戶透過 **App Store** 官方軟件應用商店下載
2. 如果您尚未啟用 Google 帳戶雙重驗證機制，請前往設定驗證頁面啟動
(https://support.google.com/accounts/answer/185839?hl=zh-Hant&ref_topic=2954345)。
3. 點擊溢利証券發出有關雙重驗證的電子郵件 (主旨: Yardley Securities Ltd - Two-factor Authentication) 內所提供的超連結前往以下頁面:

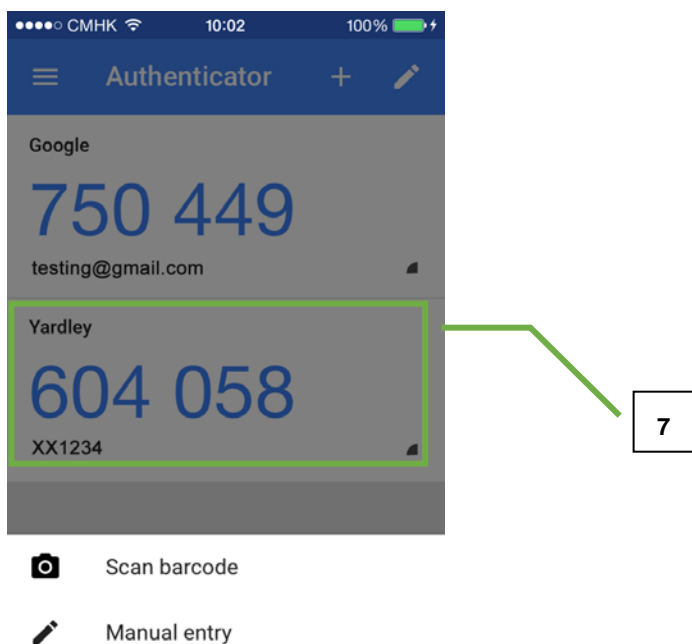


4. 啟動手機的 **Google Authenticator** 應用程式。
5. 點擊 “+” 圖示符號。
6. 點擊 “Scan barcode” 掃描步驟 3 顯示的 QR 碼安裝流動保安編碼。



YARDLEY SECURITIES LIMITED 溢利証券有限公司

- 成功掃描 QR 碼及完成安裝流動保安編碼後，**Google Authenticator** 應用程式每三十秒便會自動更新，顯示一個全新的一次性保安密碼。



使用雙重驗證登入網上交易平台

- 開啟網上交易平台登入網頁 <https://www.i-ysl.com>
- 第一步如常輸入用戶名稱及密碼。
- 第二步輸入 **Google Authenticator** 應用程式提供的一次性保安密碼。
- 點擊登入完成雙重驗證。

